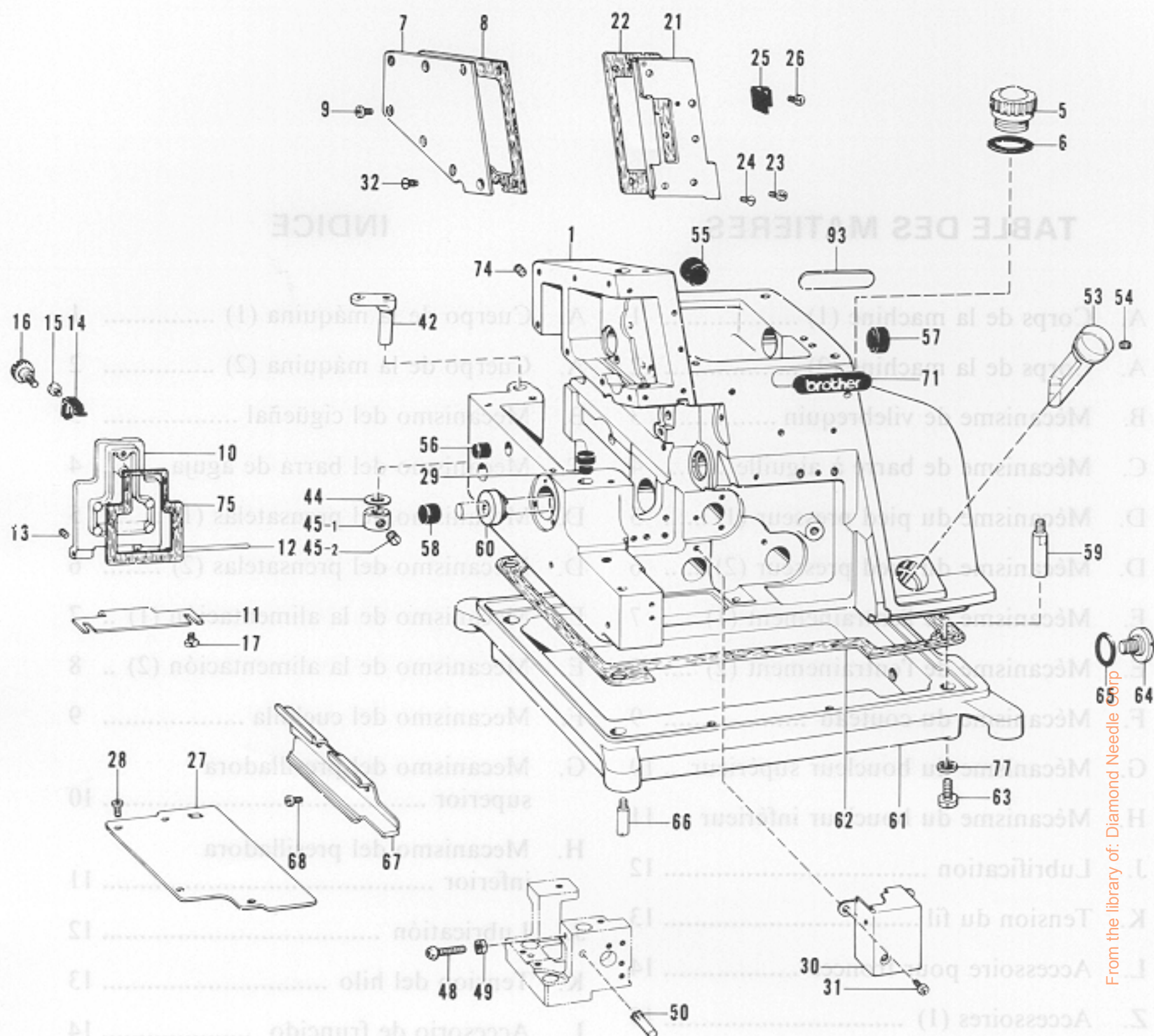
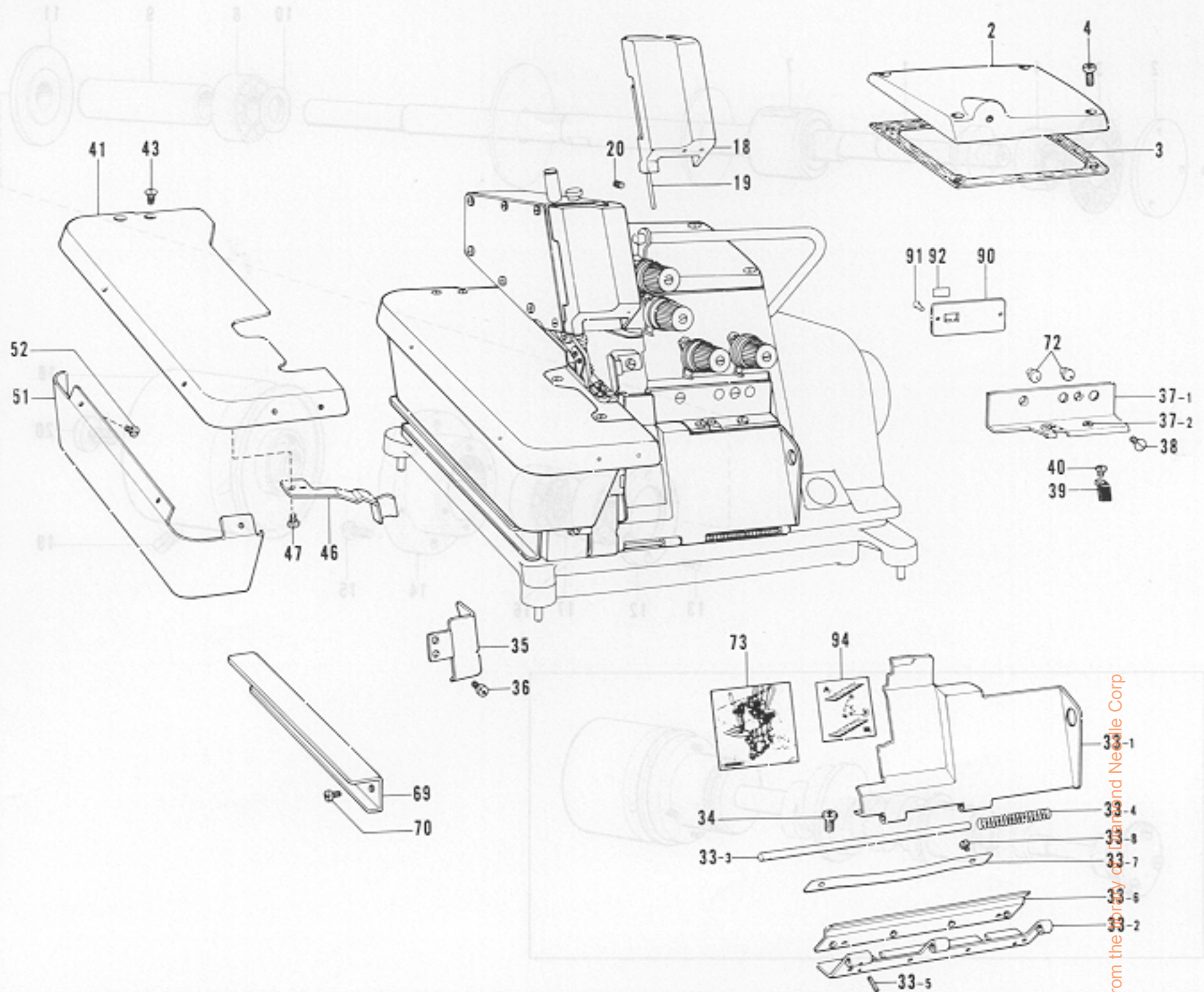


A. Machine body (I) / Maschinengehäuse (I)
 Corps de la machine (I) / Cuerpo de la máquina (i)



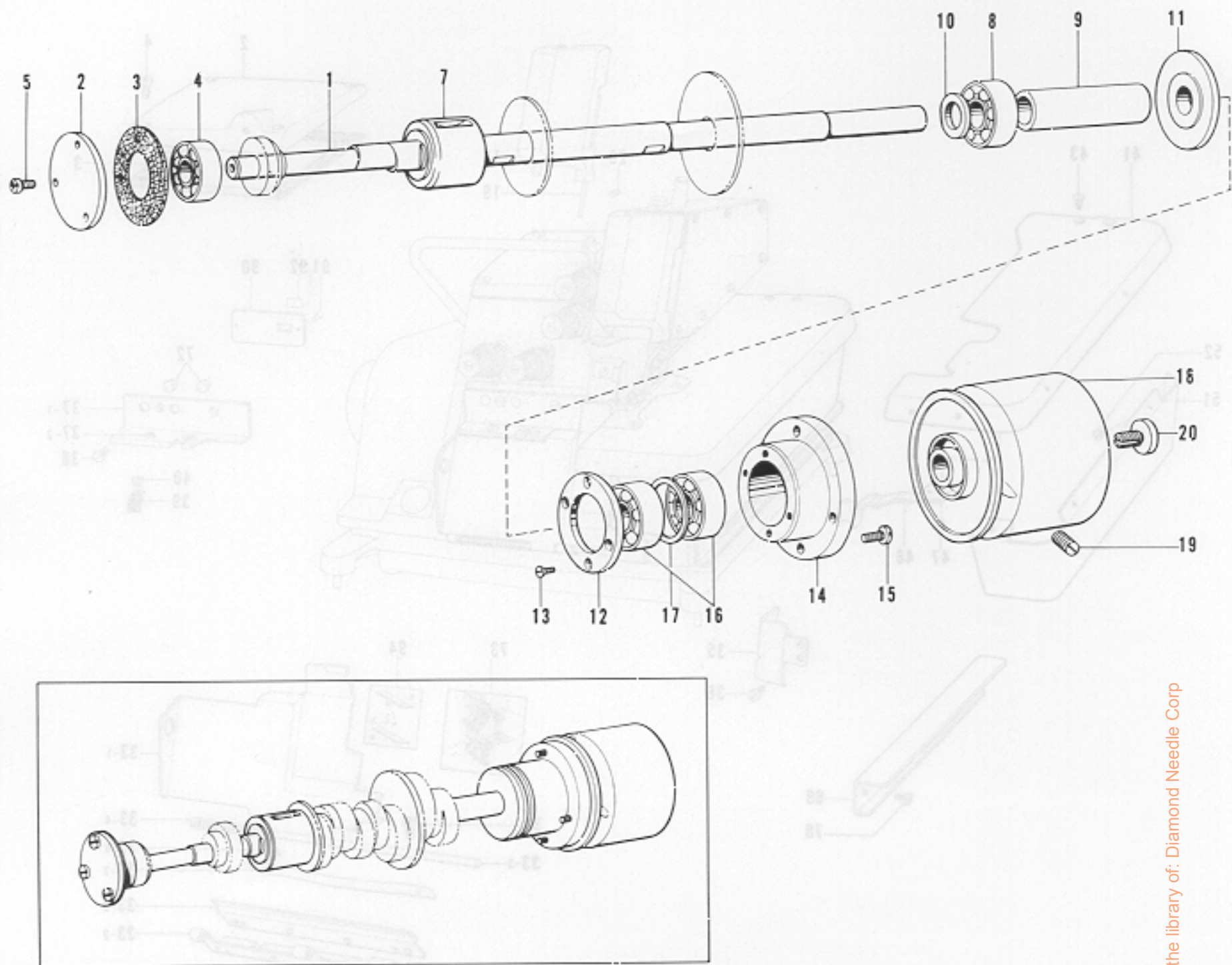
Ref. No.	Name of Parts	Q'ty	Parts No.	Assembly No.	Ref. No.	Name of Parts	Q'ty	Parts No.	Assembly No.
1	Machine Body	1			44	Washer	1	141183-000	
5	Cap for Oil Feeding Hole	1	146421-000		45-1	Set Collar	1		A-45 Collar Assembly 181969-003
6	Packing	1	113589-001		45-2	Screw 6.35	2	101706-001	
7	Cover for Needle Driving Mechanism	1	148067-001		48	Screw 357 - 40 x 14	1	062671-412	
8	Packing	1	148068-000		49	Nut 3.57	1	021670-202	
9	Screw 437 - 40 x 7	6	062680-716		50	Pin	1	117608-001	
10	Cover for Feed Mechanism (B)	1	148069-001		53	Oil Gauge	1	148084-001	
11	Feed Mechanism Cover Hinge	1	148070-001		54	Screw 4.37	1	014680-422	
12	Hinge Shaft	1	148071-000		55	Oil Cap	1	140066-001	
13	Screw 3.18	1	146427-001		56	Oil Cap	1	146315-000	
14	Stopper Spring	1	148072-001		57	Oil Cap	1	140066-001	
15	Screw 357 - 40 x 6	1	062670-612		58	Oil Cap	1	140065-001	
16	Screw 3.57	1	129984-002		59	Machine Body Leg	4	148085-001	
17	Screw 437 - 40 x 7	2	062680-712		60	Oil Stopper Plate	1	148086-000	
21	Face Plate	1	148074-001		61	Oil Reservoir	1	148087-001	
22	Packing	1	148075-000		62	Packing	1	148088-000	
23	Screw 357 - 40 x 6	2	062670-612		63	Bolt 6.35 x 16	4	017771-612	
24	Screw 3.57	1	102843-004		64	Screw 9.52	1	110641-002	
25	Stopper Spring	1	140041-001		65	Packing	1	109203-001	
26	Screw 357 - 40 x 6	1	062670-612		66	Set Pin for Cushion	4	140077-001	
27	Cover for Feed Mechanism (A)	1	148076-001		67	Cloth Guide (L)	1	148089-001	
28	Screw 357 - 40 x 6	4	062670-612		68	Screw 357 - 40 x 6	2	062670-612	
29	Cloth Plate Cushion	1	148077-001		71	Name Plate	1		
30	Inside Cover	1	148078-001		74	Screw 5.95	2	013760-612	
31	Screw 357 - 40 x 6	2	062670-612		75	Packing	1	148859-000	
32	Screw 4.37	1	100032-003		77	Washer	4	159476-000	
42	Cloth Plate Supporter	1	143374-001		93	Parts Book Number Plate	1		

A. Machine body (2) / Maschinengehäuse (2)
 Corps de la machine (2) / Cuerpo de la máquina (2)



Ref. No.	Name of Parts	Q'ty	Parts No.	Assembly No.	Ref. No.	Name of Parts	Q'ty	Parts No.	Assembly No.
2	Top Cover	1	148065-001		38	Screw 4.37	2	117160-001	
3	Packing	1	148066-000		39	Stopper Spring for Front Cover	1	146446-001	
4	Screw 437 - 40 x 14	4	062681-412		40	Screw 357 - 40 x 4	1	062670-412	
18	Face Plate Cover	1	148073-001		41	Cloth Plate	1	148082-001	
19	Pin for Face Plate	1	146426-000		43	Screw 4.37	2	100032-003	
20	Screw 3.18	1	146427-001		46	Spring	1	148304-001	
33-1	Front Cover	1		A-33 Front Cover Assembly 148985-001	47	Screw 357 - 40 x 6	2	062670-612	
33-2	Front Cover Hinge	1	146440-001		51	Cloth Plate Lower	1	148083-001	
33-3	Shaft for Front Cover	1	146441-000		52	Screw 357 - 40 x 4	3	062670-412	
33-4	Spring	1	146442-001		69	Frame Hanger	1	148090-001	
33-5	Spring Pin 1.4 x 8	1	047140-842		70	Screw 437 - 40 x 7	3	062680-712	
33-6	Hinge Cover	1	148984-001		72	Oil Cap	2	143196-001	
33-7	Hinge Cover Presser Plate	1	152194-001		73	Threading Diagram	1	148098-001	
33-8	Screw 357 - 40 x 4	2	062670-412		90	Model Plate B571	1		
34	Screw 437 - 40 x 8	2	060680-812	91	Pin	2			
35	Front Cover Guide	1	148081-001	92	Label	1	146975-		
36	Screw 357 - 40 x 6	2	062670-612	94	Label	1	147943-001		
37-1	Supporter for Front Cover	1							
37-2	Thread Bushing	2	146924-000	A-37 Supporter for Front Cover Assembly 146713-001					

B. Crank shaft mechanism / Kurbelwelle
 Mécanisme de vilebrequin / Mecanismo del cigüeñal

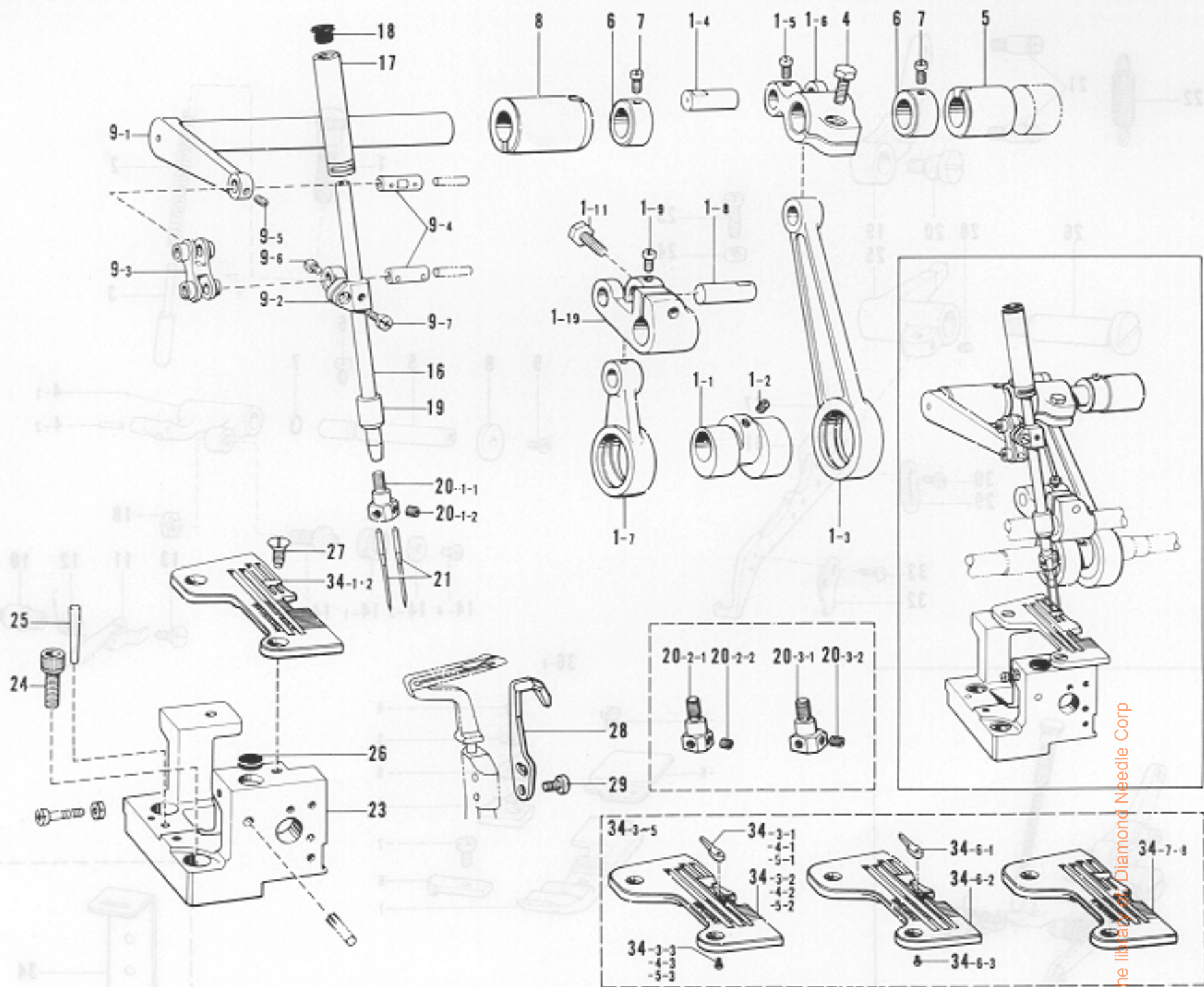


Ref. No.	Name of Parts	Q'ty	Parts No.	Assembly No.	Ref. No.	Name of Parts	Q'ty	Parts No.	Assembly No.
1	Crank Shaft	1	148109-001		12	Bearing Cover	1	110673-000	
2	Bearing Cap	1	143311-001		13	Screw 3.18	4	107244-001	
3	Packing	1	143312-000		14	Bearing Case	1	110670-000	
4	Bearing 6000	1	072600-000		15	Screw 437 - 40 x 10	4	062681-012	
5	Screw 357 - 40 x 8	3	062670-812		16	Bearing 6001	2	072600-100	
7	Crank Shaft Bushing (L) Assembly	1	148373-000		17	Thrust Washer	1	110672-000	
8	Bearing 6001	1	072600-100		18	Pulley	1	140085-003	
9	Crank Shaft Bushing (L) Assembly	1	148111-000		19	Screw 5.95	2	013761-410	
10	Spacer	1	148112-000		20	Cap Screw	1	140180-001	
11	Oil Rejector	1	140084-000						

37-2	Thread Bushing	1	140214-000		37-2	Front Cover Hinge	1	148410-001	
37-3	Supporter for Front Cover	1	140214-000		37-3	Shaft for Front Cover	1	148441-000	
37-4	Spring	1	148442-001		37-4	Spring	1	148443-001	
37-5	Spring Pin 1/4 x 8	1	081740-842		37-5	Spring Pin 1/4 x 8	1	081740-842	
37-6	Hinge Cover	1	148984-001		37-6	Hinge Cover	1	148984-001	
37-7	Hinge Cover Hinge Pin	1	125194-001		37-7	Hinge Cover Hinge Pin	1	125194-001	
37-8	Screw 327 - 40 x 4	2	082670-412		37-8	Screw 327 - 40 x 4	2	082670-412	
37-9	Screw 437 - 40 x 8	1	080880-812		37-9	Screw 437 - 40 x 8	1	080880-812	
37-10	Front Cover Guide	1	148881-001		37-10	Front Cover Guide	1	148881-001	
37-11	Screw 327 - 40 x 4	1	082670-412		37-11	Screw 327 - 40 x 4	1	082670-412	
37-12	Supporter for Front Cover	1	140214-000		37-12	Supporter for Front Cover	1	140214-000	
37-13	Thread Bushing	1	140214-000		37-13	Thread Bushing	1	140214-000	

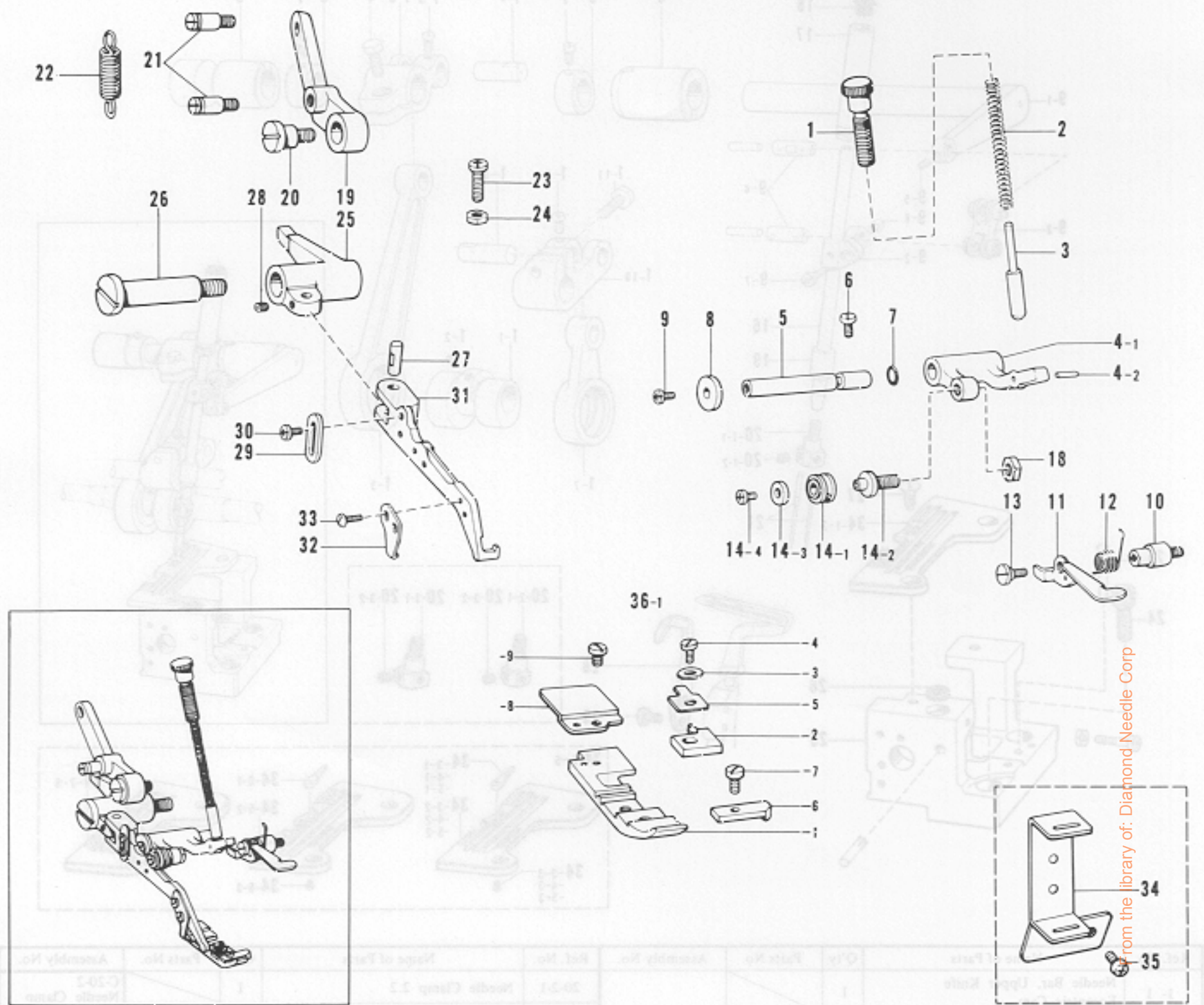
from the library of: Diamond Needle Corp

C. Needle bar mechanism / Nadelstangenvorrichtung
 Mécanisme de barre à aiguille / Mecanismo del barra de aguja



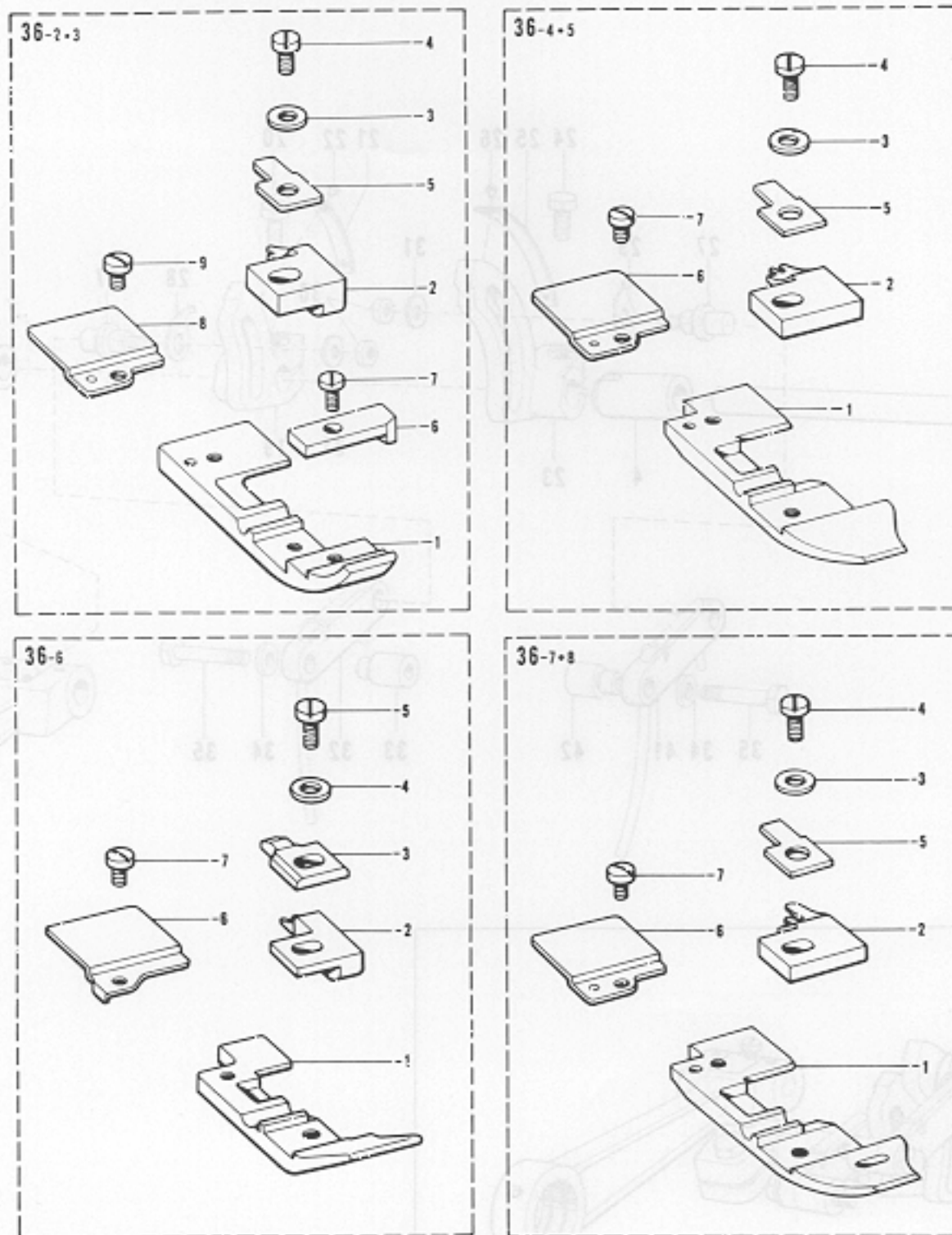
Ref. No.	Name of Parts	Q'ty	Parts No.	Assembly No.	Ref. No.	Name of Parts	Q'ty	Parts No.	Assembly No.
1- 1	Needle Bar, Upper Knife Eccentric Cam	1		C-1 Needle Arm Driving Crank Rod Assembly 148858-001	20-2-1	Needle Clamp 2.2	1		C-20-2 Needle Clamp 2.2 Assembly 146773-001
1- 2	Screw 6.35	2	148857-001		20-2-2	Screw 3.18	2	146427-001	146773-001
1- 3	Needle Bar Driving Crank Rod	1			20-3-1	Needle Clamp 3	1		C-20-3 Needle Clamp 3 Assembly 146775-001
1- 4	Rod Pin	1	148117-001		20-3-2	Screw 3.18	2	146427-001	146775-001
1- 5	Screw 4.37	1	100366-001		21	Needle	2		
1- 6	Needle Arm Driving Lever	1	148118-001		23	Needle Plate Support Bracket	1	148124-002	
1- 7	Upper Knife Driving Rod	1			24	Bolt 6 x i 6	2	018061-622	
1- 8	Rod Pin	1	148117-001		25	Pin	1	107351-001	
1- 9	Screw 4.37	1	100366-001		26	Cloth Plate Cushion (B)	1	111486-001	
1-10	Upper Knife Driving Lever	1			27	Screw 4.37	2	100032-003	
1-11	Bolt 5.95 x 16	1	017761-612		28	Movable Needle Guard	1	144127-001	
4	Bolt 5.95 x 16	1	017761-612	29	Screw 357 - 40 x 8	2	062670-812		
5	Needle Shaft Bushing (Right)	1	148120-000	34-1	Needle Plate	1	146779-001		
6	Set Collar	2	140092-001	34-2	Needle Plate	1	146780-001		
7	Screw 4.37	4	100366-001	34-3-1	Stitch Tongue	1	S01706-001	C-34-3 Needle Plate Assembly S01711-001	
8	Needle Shaft Bushing (Left)	1	148121-000	34-3-2	Needle Plate	1			
9-1	Needle Bar Crank Shaft	1		34-3-3	Screw 1.98	1	S01708-001	S01711-001	
9-2	Needle Bar Clamp	1	148122-001	34-4-1	Stitch Tongue	1	S01706-001	C-34-4 Needle Plate Assembly S01713-001	
9-3	Needle Bar Link	1	148270-001	34-4-2	Needle Plate	1			
9-4	Needle Bar Link Stud	2	148271-001	34-4-3	Screw 1.98	1	S01708-001	S01713-001	
9-5	Screw 3.18	1	146427-001	34-5-1	Stitch Tongue	1	S01706-001	C-34-5 Needle Plate Assembly S01715-001	
9-6	Screw 318 - 40 x 4	1	062660-412	34-5-2	Needle Plate	1			
9-7	Screw 357 - 40 x 8	1	062670-812	34-5-3	Screw 1.98	1	S01708-001	S01715-001	
16	Needle Bar	1	146483-001	34-6-1	Stitch Tongue	1	S01706-001	C-34-6 Needle Plate Assembly S01717-001 (Ruffling)	
17	Needle Bar Bushing (U)	1	148123-001	34-6-2	Needle Plate	1			
18	Cap	1	114255-002	34-6-3	Screw 1.98	1	S01708-001		
19	Needle Bar Bushing (D)	1	146486-000	34-7	Needle Plate (Denim)	1	146785-001		
20-1-1	Needle Clamp 1.8	1		34-8	Needle Plate	1	148032-001		
20-1-2	Screw 3.18	2	146427-001						

D. Presser foot mechanism (1) / Stoffdrückerfuß (1)
 Mécanisme du pied presseur (1) / Mecanismo del prensatelas (1)



Ref. No.	Name of Parts	Q'ty	Parts No.	Assembly No.	Ref. No.	Name of Parts	Q'ty	Parts No.	Assembly No.
1	Screw	1	148128-001		22	Spring	1	148145-001	
2	Spring	1	148129-001		23	Screw 437 - 40 x 16	1	062681-612	
3	Pin	1	148130-001		24	Nut 4.37	1	021680-202	
4-1	Presser Bar Lever	1		D-4 Presser Bar Lever Assembly 148131-001	25	Presser Foot Supporter	1	148145-001	
4-2	Roller	1	148133-001		26	Stud Screw 7.94	1	148147-001	
5	Presser Bar Lever Shaft	1	148134-001		27	Pin for Presser Arm Shaft	1	158438-001	
6	Screw 4.37	1	104908-001		28	Screw 3.18	1	146427-001	
7	"O" Ring PW2	1	081002-670		29	Presser Arm Stopper	1	148148-001	
8	Washer	1	148135-001		30	Screw 318 - 40 x 4	2	062660-412	
9	Screw 437 - 40 x 7	1	062680-712		31	Main Presser Arm	1	148149-001	
10	Presser Bar Lifter Bracket	1	148136-001		32	Presser Foot Stopper	1	140504-001	
11	Presser Bar Lifter	1	148137-001		33	Screw 318 - 40 x 5	2	060660-512	
12	Spring	1	148138-001		34	Tape Guide	1	146883-001	
13	Stud Screw 3.57	1	148139-001		35	Screw 318 - 40 x 4	2	062660-412	
14-1	Presser Arm Roller	1		D-14 Presser Arm Roller Assemble 148346-001	36-1-1	Presser Foot	1		
14-2	Presser Arm Roller Stud	1			36-1-2	Stitch Tongue	1	146964-001	
14-3	Washer	1	148813-001		36-1-3	Washer 3	1	025030-132	
14-4	Screw 357 - 40 x 5	1	062670-512		36-1-4	Screw 3.18	1	100080-004	D-36-1 Presser Foot Assembly 154986-001
18	Nut 5.95	1	100022-005		36-1-5	Presser Foot Hinge Spring	1	146887-001	
19	Presser Foot Lifter Lever	1	148143-001		36-1-6	Presser Foot (Front)	1	146888-001	
20	Stud Screw 6.35	1	141528-002		36-1-7	Screw 2.38 x 3.5	1	S01295-001	
21	Spring Hook	2	148144-001		36-1-8	Presser Foot (Rear)	1	154969-001	
					36-1-9	Screw 2.38	1	105288-001	

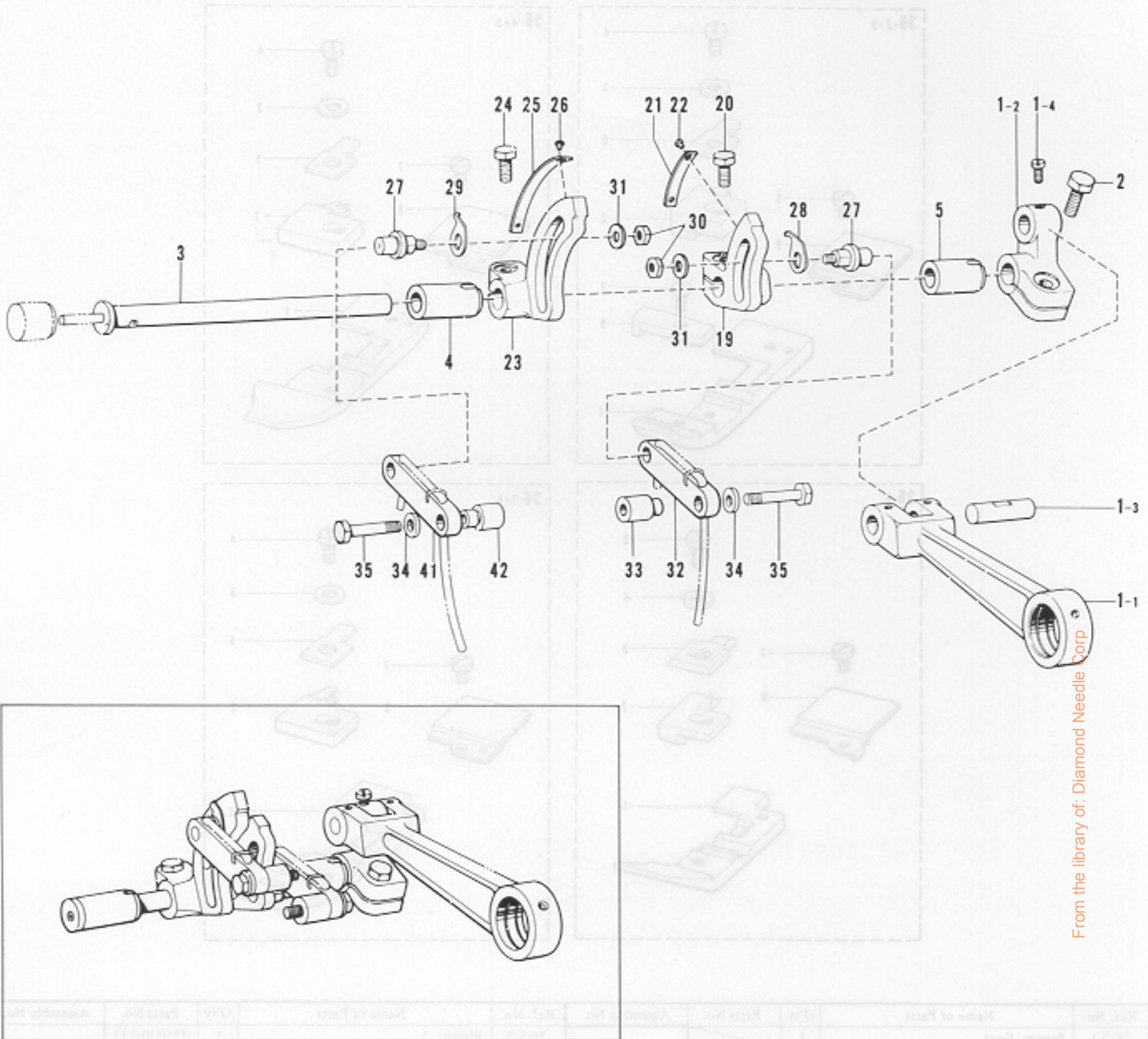
D. Presser foot mechanism (2) / Stoffdrückerfuß (2)
 Mécanisme du pied presseur (2) / Mecanismo del prensatelas (2)



From the library of: Diamond Needle Corp

Ref. No.	Name of Parts	Q'ty	Parts No.	Assembly No.	Ref. No.	Name of Parts	Q'ty	Parts No.	Assembly No.	
36-2-1	Presser Foot	1		D-36-2 Presser Foot Assembly 146902-101 (2.2mm)	36-5-3	Washer 3	1	025030-132	D-36-5 Presser Foot Assembly 154989-001 (Bulky 4mm - 5mm)	
36-2-2	Stitch Tongue	1	146903-001		36-5-4	Screw 3.18	1	100080-004		
36-2-3	Washer 3	1	025030-132		36-5-5	Presser Foot Hinge Spring	1	146887-001		
36-2-4	Screw 3.18	1	100080-004		36-5-6	Presser Foot (Rear)	1	154969-001		
36-2-5	Presser Foot Hinge Spring	1	146887-001		36-5-7	Screw 2.38	1	105288-001		
36-2-6	Presser Foot (Front)	1	146888-001		36-6-1	Presser Foot (U)	1			D-36-6 Presser Foot Assembly 154983-001 (Ruffling)
36-2-7	Screw 2.38 x 3.5	1	S01295-001		36-6-2	Stitch Tongue (V)	1	144816-001		
36-2-8	Presser Foot (Rear)	1	154969-001		36-6-3	Presser Foot Hinge Spring	1	144091-001		
36-2-9	Screw 2.38	1	105288-001		36-6-4	Washer 3	1	025030-132		
36-3-1	Presser Foot	1		36-6-5	Screw 3.18	1	100080-004			
36-3-2	Stitch Tongue	1	146966-001	36-6-6	Presser Foot (Rear)	1	154972-001			
36-3-3	Washer 3	1	025030-132	36-6-7	Screw 2.38	1	105288-001			
36-3-4	Screw 3.18	1	100080-004	36-7-1	Presser Foot	1		D-36-7 Presser Foot Assembly 149529-101 (Taping)		
36-3-5	Presser Foot Hinge Spring	1	146887-001	36-7-2	Stitch Tongue	1	149526-001			
36-3-6	Presser Foot (Front)	1	146888-001	36-7-3	Washer 3	1	025030-132			
36-3-7	Screw 2.38 x 3.5	1	S01295-001	36-7-4	Screw 3.18	1	100080-004			
36-3-8	Presser Foot (Rear)	1	154969-001	36-7-5	Presser Foot Hinge Spring	1	146887-001			
36-3-9	Screw 2.38	1	105288-001	36-7-6	Presser Foot (Rear)	1	154969-001			
36-4-1	Presser Foot	1		36-7-7	Screw 2.38	1	105288-001			
36-4-2	Stitch Tongue	1	146905-001	36-8-1	Presser Foot	1			D-36-8 Presser Foot Assembly 146906-101 (Taping)	
36-4-3	Washer 3	1	025030-132	36-8-2	Stitch Tongue	1	146907-001			
36-4-4	Screw 3.18	1	100080-004	36-8-3	Washer 3	1	025030-132			
36-4-5	Presser Foot Hinge Spring	1	146887-001	36-8-4	Screw 3.18	1	100080-004			
36-4-6	Presser Foot (Rear)	1	154969-001	36-8-5	Presser Foot Hinge Spring	1	146887-001			
36-4-7	Screw 2.38	1	105288-001	36-8-6	Presser Foot (Rear)	1	154969-001			
36-5-1	Presser Foot	1		36-8-7	Screw 2.38	1	105288-001			
36-5-2	Stitch Tongue	1	146907-001							

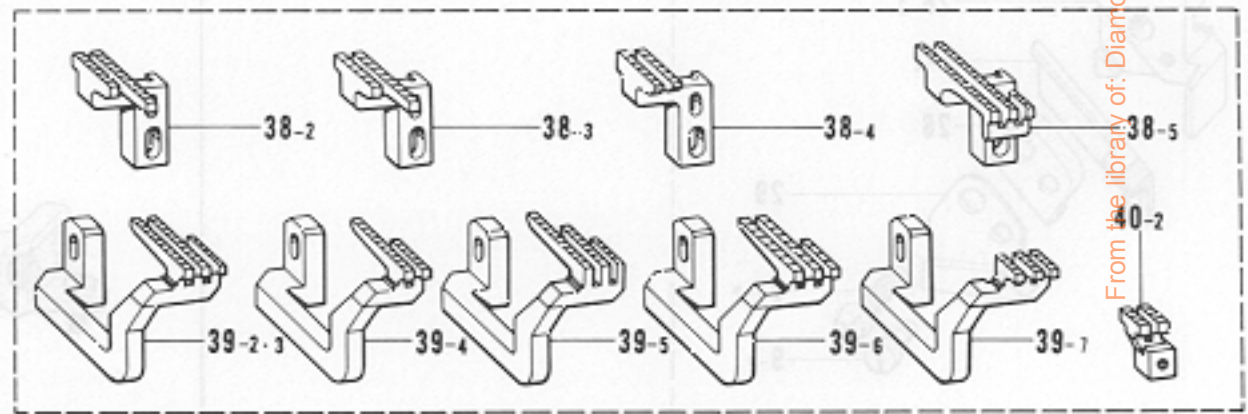
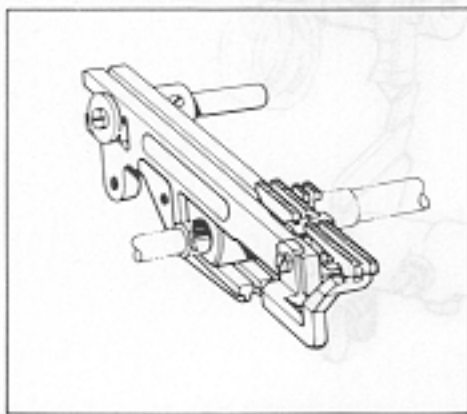
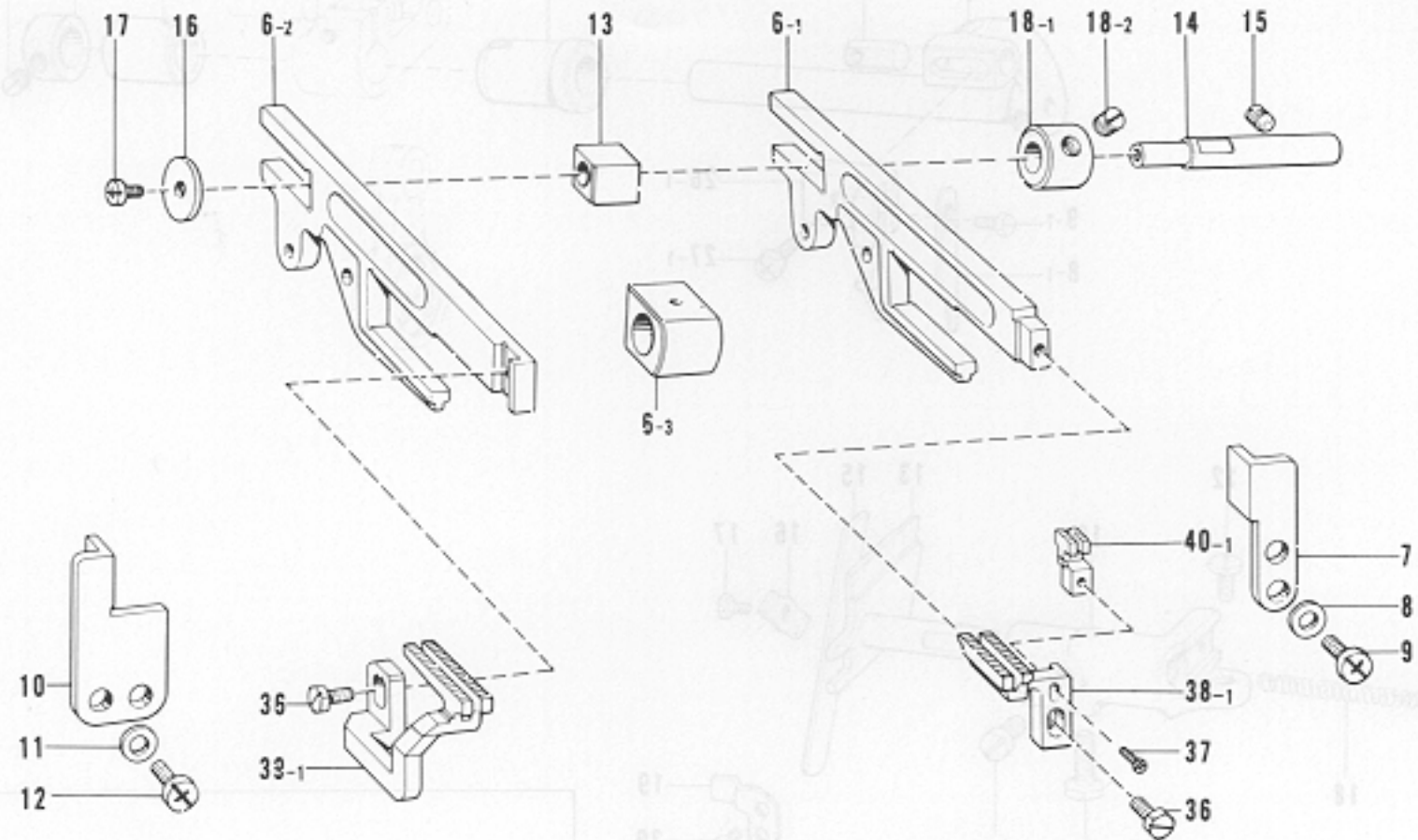
E. Feed mechanism (1) / Transportvorrichtung (1)
 Mécanisme de l'entraînement (1) / Mecanismo de la alimentación (1)



From the library of: Diamond Needle Corp

Ref. No.	Name of Parts	Q'ty	Parts No.	Assembly No.
1-1	Feed Rod	1		E-1 Feed Rod Assembly 148163-001
1-2	Feed Arm	1		
1-3	Feed Arm Pin	1	148156-001	
1-4	Screw 4.37	1	100366-001	
2	Bolt 5.95 x 14	1	017761-412	
3	Feed Shaft	1	148167-001	
4	Feed Shaft Bushing (Left)	1	148168-000	
5	Feed Shaft Bushing (Right)	1	148169-000	
19	Main Feed Arm	1	148177-001	
20	Bolt 5.95 x 14	1	017761-412	
21	Indicator Plate	1	148178-001	
22	Pin	2	116231-001	
23	Differential Feed Arm	1	148179-001	
24	Bolt 5.95 x 14	1	017761-412	
25	Indicator Plate	1	148180-001	
26	Pin	2	116231-001	
27	Feed Link Shaft	2	148181-001	
28	Feed Link Indicator Plate (Right)	1	148182-001	
29	Feed Link Indicator Plate (Left)	1	148183-001	
30	Nut 4.76	2	148838-001	
31	Washer	2	148847-001	
32	Feed Link	1	148184-000	
33	Feed Link Bushing	1	148185-001	
34	Washer	2	140208-001	
35	Bolt 4.76	2	148186-001	
41	Feed Link	1	148403-001	
42	Feed Link Bushing	1	148404-001	

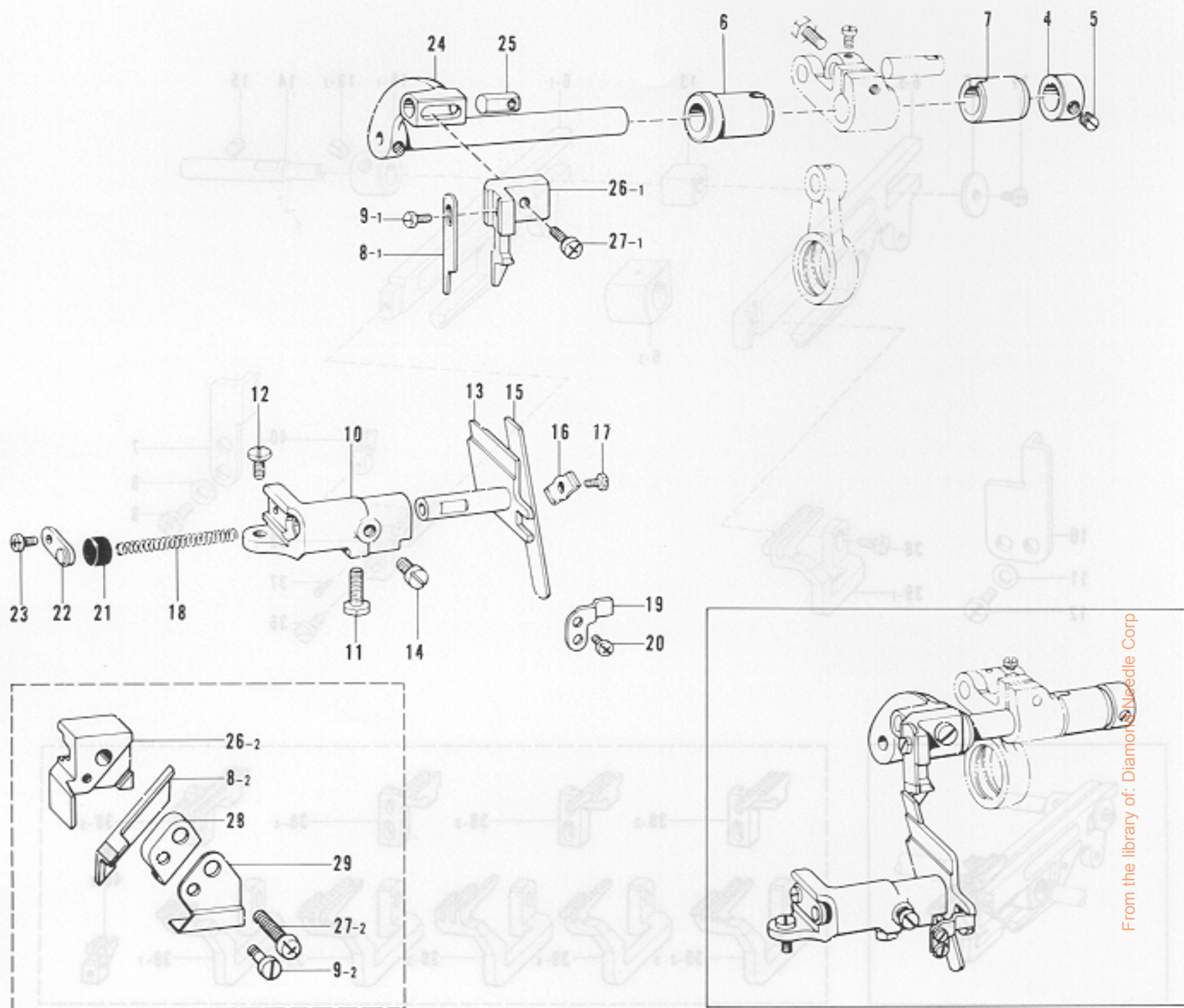
E. Feed mechanism (2) / Transportvorrichtung (2)
 Mécanisme de l'entraînement (2) / Mecanismo de la alimentación (2)



From the library of: Diamond Needle Corp

Ref. No.	Name of Parts	Q'ty	Parts No.	Assembly No.	Ref. No.	Name of Parts	Q'ty	Parts No.	Assembly No.
6-1	Main Feed Bar	1		E-6 Feed Bar Guide Block Assembly 148262-001	36	Bolt 4.37	2	117516-001	
6-2	Differential Feed Bar	1			37	Screw 238 - 56 x 8	1	062630-812	
6-3	Feed Lifting Slide Block	1	148173-000		38-1	Main Feed Dog	1	146744-001	
7	Feed Bar Guide (R)	1	148174-000		38-2	Main Feed Dog (Bulky)	1	150834-001	
8	Washer	2	100645-003		38-3	Main Feed Dog (Bulky)	1	148187-001	
9	Screw 437 - 40 x 8	2	060680-812		38-4	Main Feed Dog (Denim)	1	146790-001	
10	Feed Bar Guide (L)	1	148175-000		38-5	Main Feed Dog (Ruffling)	1	156333-001	
11	Washer	2	100645-003		39-1	Differential Feed Dog	1	146748-001	
12	Screw 437 - 40 x 8	2	060680-812		39-2	Differential Feed Dog	1	156036-001	
13	Feed Bar Guide Block	1	146547-000		39-3	Differential Feed Dog	1	146749-001	
14	Feed Bar Guide Block Shaft	1	148176-001		39-4	Differential Feed Dog (Bulky)	1	148402-001	
15	Screw 6.35 x 6	1	014770-622		39-5	Differential Feed Dog (Bulky)	1	156131-001	
16	Slide Plate	1	146549-001		39-6	Differential Feed Dog (Denim)	1	146791-001	
17	Screw 437 - 40 x 7	1	062680-712		39-7	Differential Feed Dog (Ruffling)	1	146751-001	
18-1	Set Collar	1		E-18 Collar Assembly 181995-001	40-1	Chain Feed Dog	1	146577-001	
18-2	Screw 6.35	2	101706-001		40-2	Chain Feed Dog (Bulky, Ruffling)	1	148189-001	

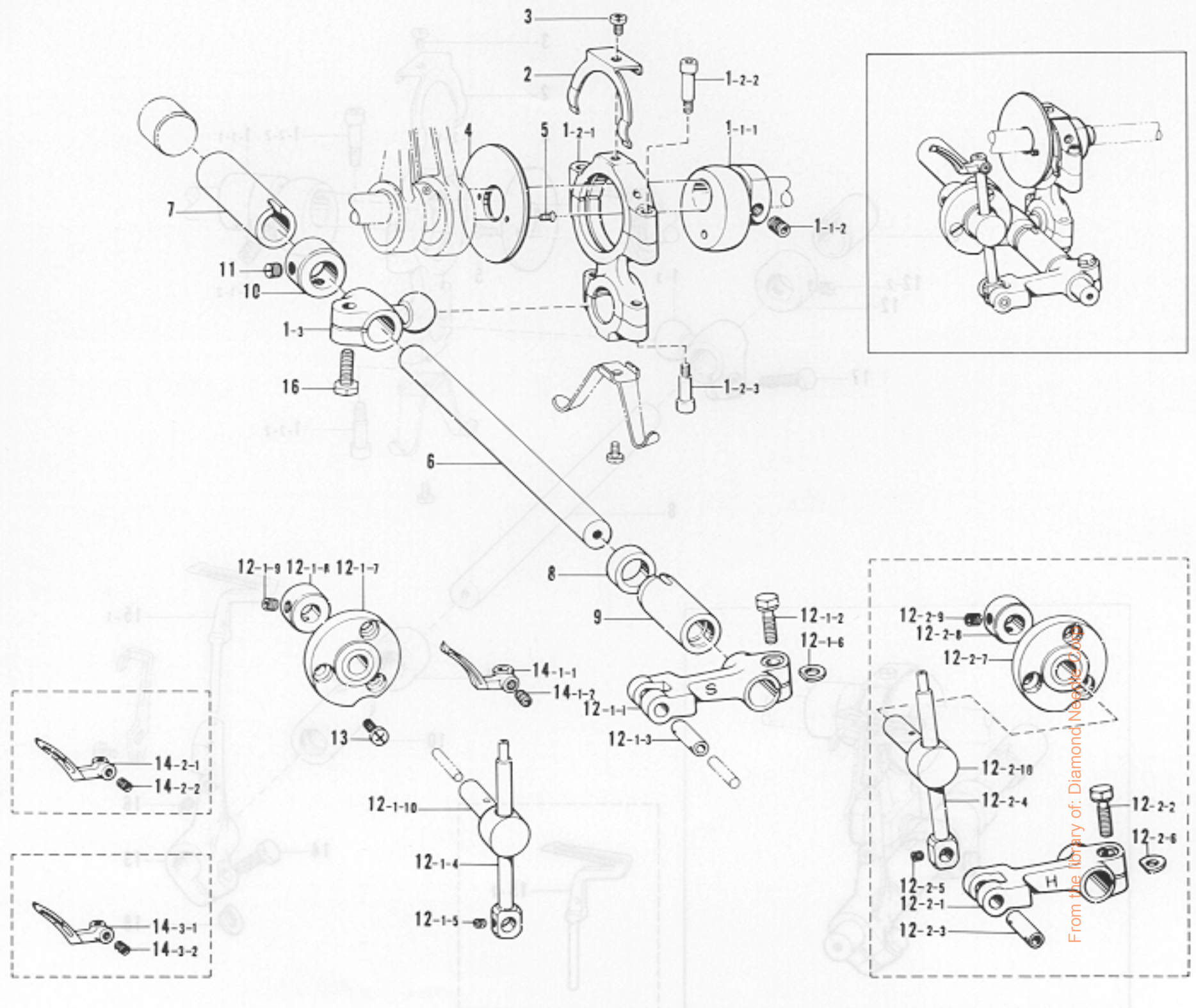
F. Knife mechanism / Messer
 Mécanisme du couteau / Mecanismo del cuchilla



From the library of: Diamond Needle Corp

Ref. No.	Name of Parts	Q'ty	Parts No.	Assembly No.	Ref. No.	Name of Parts	Q'ty	Parts No.	Assembly No.
4	Set Collar	1	146581-001		17	Bolt 4.37	1	117516-001	
5	Screw 5.95	2	100260-001		18	Spring	1	146584-001	
6	Knife Driving Shaft Bushing (Left)	1	148196-000		19	Lower Knife Holder Guide	1	146585-001	
7	Knife Driving Shaft Bushing (Right)	1	148197-000		20	Screw 357 - 40 x 6	2	062670-612	
8-1	Upper Knife	1	148198-001		21	Cap	1	146586-000	
8-2	Upper Knife	1	148342-001		22	Lower Knife Holder Spring Stopper	1	140248-001	
9-1	Bolt 3.57	1	144075-001		23	Screw 437 - 40 x 7	1	062680-712	
9-2	Screw 3.57	1	113050-001		24	Upper Knife Driving Arm	1	146580-001	
10	Low Knife Holder Supporter	1	146582-001		25	Nut	1	148281-001	
11	Bolt 6.35 x 16	1	017771-612		26-1	Upper Knife Holder	1	144073-001	
12	Screw 437 - 40 x 8	1	060680-812		26-2	Upper Knife Holder	1	148341-001	
13	Lower Knife Holder	1	146754-001		27-1	Screw 437 - 40 x 8	1	060680-812	
14	Screw 6.35	1	102627-001		27-2	Screw 437 - 40 x 16	1	062681-612	
15	Lower Knife	1	112436-001		28	Upper Knife Presser	1	148343-001	
16	Lower Knife Presser Plate	1	117515-001		29	Presser Plate	1	148344-001	

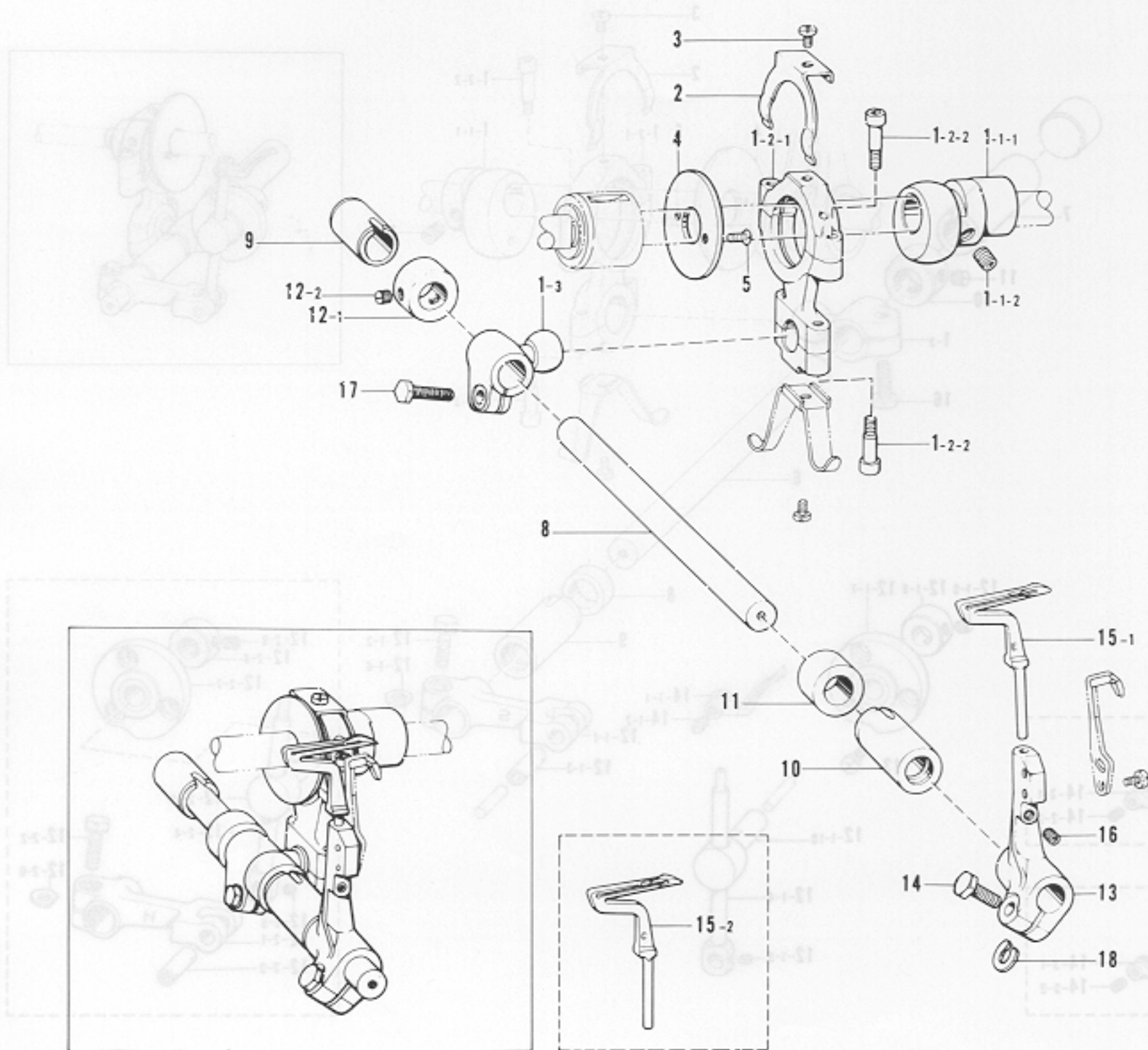
G. Over looper mechanism / Oberen Greifer
 Mécanisme du boucleur supérieur / Mecanismo del presilladora superior



Ref. No.	Name of Parts	Q'ty	Parts No.	Assembly No.	Ref. No.	Name of Parts	Q'ty	Parts No.	Assembly No.
1-1-1	Over Looper Eccentric Cam	1		G-1-1 Over Looper Eccentric Cam Assembly 181628-001	12-1-5	Screw 4.76	1	013719-412	G-12-1 Over Looper Assemble 148209-001 (Standard)
1-1-2	Screw 6.35	2	148857-001	G-1-2 Over Looper Connecting Rod with Screw S01225-001	12-1-6	Spacer	1	148783-001	
1-2-1	Over Looper Connecting Rod	1			12-1-7	Over Looper Holder Guide Base	1		
1-2-2	Screw 4.37 x 18	2	150382-001		12-1-8	Set Collar	1		
1-2-3	Screw 4.37 x 14	2	148425-001	G-1 Over Looper Connecting Rod Assembly 148200-001	12-1-9	Screw 4.37	2	014680-422	G-12-2 Over Looper Assemble 148217-001 (High-Lift)
1-3	Over Looper Connecting Lever	1			12-1-10	Over Looper Holder Guide Block	1	148216-001	
2	Looper Connecting Rod Stopper	1	148204-001		12-2-1	Over Looper Driving Lever	1		G-14-1 Over Looper 147934-001
3	Screw 357 - 40 x 5	1	062670-512		12-2-2	Bolt 5.95 x 16	1	149172-001	
4	Looper Connecting Rod Stopper Guide (R)	1	148205-001		12-2-3	Over Looper Holder Pin	1	148212-001	
5	Screw 3.57	2	102843-004		12-2-4	Over Looper Holder	1	148213-101	
5	Over Looper Shaft	1	148206-001		12-2-5	Screw 4.76	1	013719-412	
7	Over Looper Shaft Bushing Back	1	148207-000		12-2-6	Spacer	1	148783-001	
8	Thrust Collar	1	148208-001		12-2-7	Over Looper Holder Guide Base	1		
9	Bushing	1	144031-000		12-2-8	Set Collar	1		
10	Set Collar	1	146581-001		12-2-9	Screw 4.37	2	014680-422	
11	Screw 5.95	2	100260-001		12-2-10	Over Looper Holder Guide Block	1	148216-001	
12-1-1	Over Looper Driving Lever	1		G-12-1 Over Looper Assemble 148209-001 (Standard)	13	Screw 437 - 40 x 7	3	062680-712	
12-1-2	Bolt 5.95 x 16	1	149172-001			14-1-1	Over Looper (Standard)	1	
12-1-3	Over Looper Holder Pin	1	148212-001			14-1-2	Screw 4.37	1	014680-422
12-1-4	Over Looper Holder	1	148213-101			14-2-1	Over Looper (Mock Safety)	1	
						14-2-2	Screw 4.37	1	014680-422
						14-3-1	Over Looper (High-Lift)	1	
						14-3-2	Screw 4.37	1	014680-422
						16	Bolt 6.35 x 16	1	017771-612

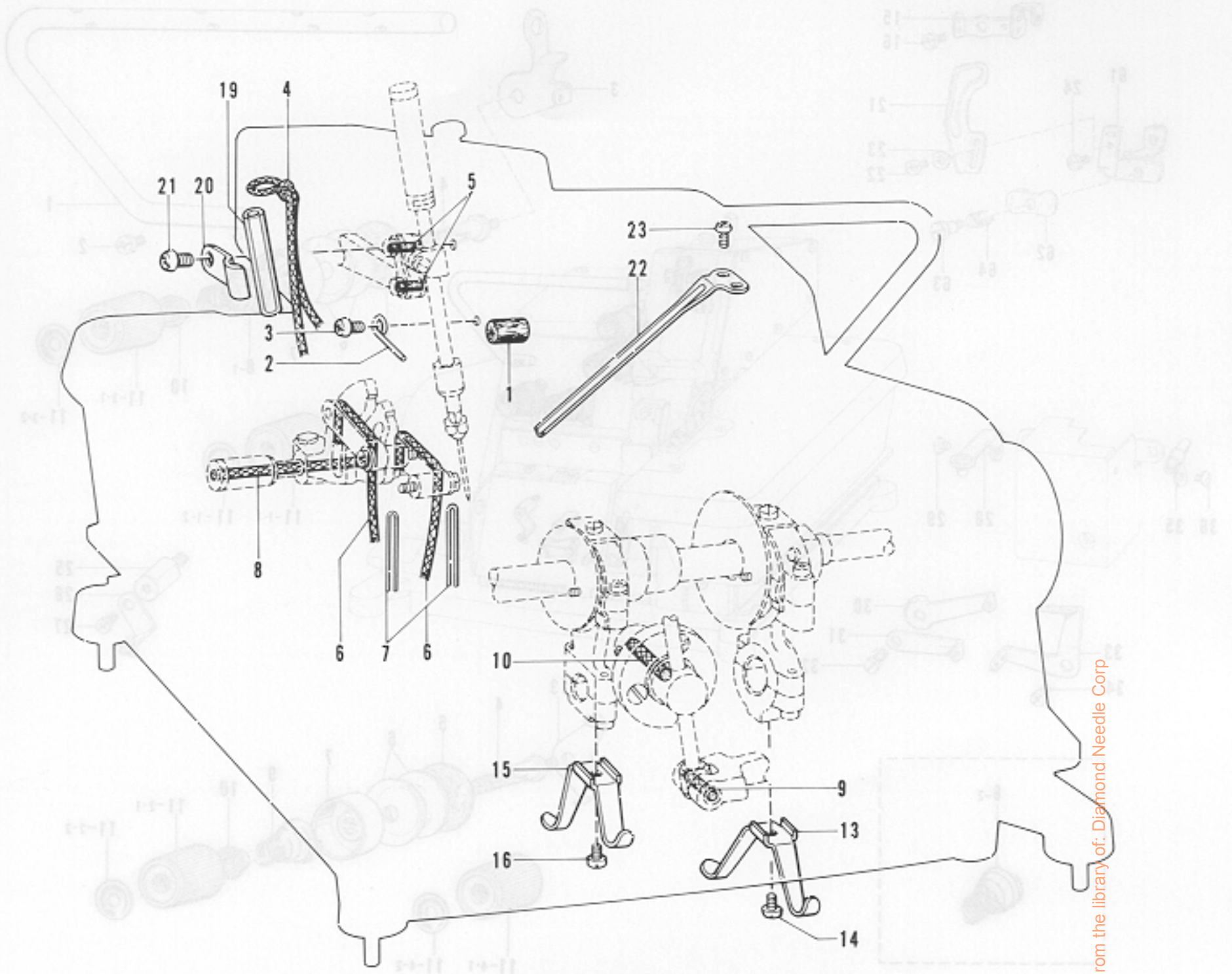
H. Under looper mechanism / Unterer Greifer

Mécanisme du boucleur inférieur / Mecanismo del presilladora inferior



From the library of: Diamond Needle Corp

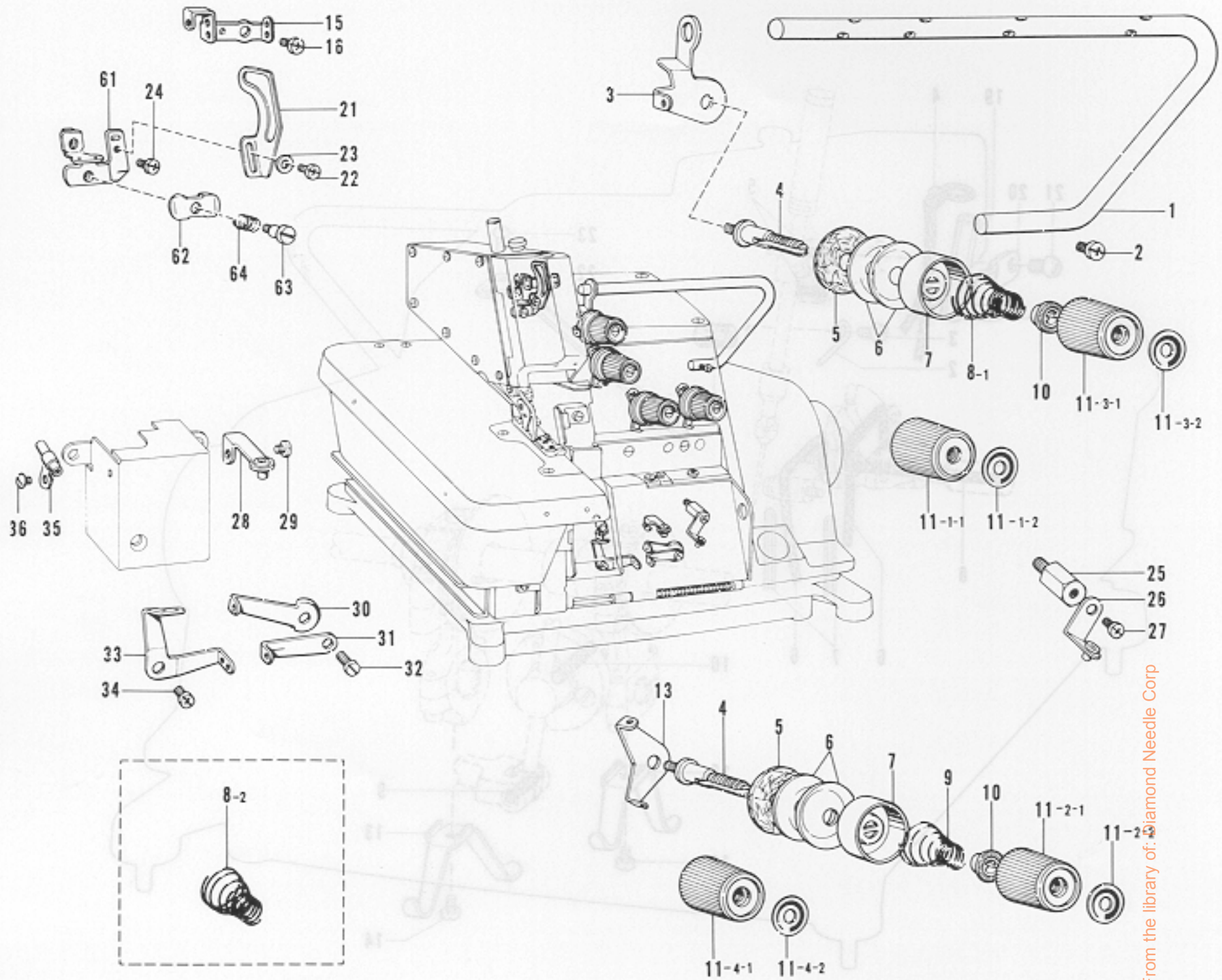
Ref. No.	Name of Parts	Q'ty	Parts No.	Assembly No.	Ref. No.	Name of Parts	Q'ty	Parts No.	Assembly No.
1-1-1	Under Looper Connecting Lever	1		H-1-1 Under Looper Eccentric Cam Assembly 181629-001	8	Under Looper Shaft	1	148226-001	
1-1-2	Screw 6.35	2	148857-001		9	Under Looper Shaft Bushing Back	1	148227-000	
1-2-1	Under Looper Connecting Rod	1		H-1-2 Under Looper Connecting Rod with Screw S01227-001	10	Under Looper Shaft Bushing Front	1	148228-000	
1-2-2	Screw 4.37 x 14	4	148425-001		11	Thrust Collar	1	148229-001	
1-3	Under Looper Connecting Lever	1		H-1 Under Looper Connecting Rod Assembly 148220-001	12-1	Collar	1		H-12 Collar Assembly 180323-001
2	Looper Connecting Rod Stopper	1	148224-001		12-2	Screw 5.95	2	013760-612	
3	Screw 357 - 40 x 5	1	062670-512		13	Under Looper Holder	1	146617-001	
4	Looper Connecting Rod Stopper Guide (L)	1	148225-001		14	Bolt 5.56 x 14	1	149171-001	
5	Screw 3.57	2	102843-004		15-1	Under Looper	1	S01248-001	
					15-2	Under Looper	1	159884-001	
					16	Screw 4.37	1	014680-422	
					17	Bolt 6.35 x 14	1	017771-412	
					18	Spacer	1	148782-001	



From the library of: Diamond Needle Corp

Ref. No.	Name of Parts	Q'ty	Parts No.	Assembly No.	Ref. No.	Name of Parts	Q'ty	Parts No.	Assembly No.
1	Felt	1	112754-001		13	Oil Jumping Plate (R)	1	148250-001	
2	Felt Holder	1	148247-001		14	Screw 357 - 40 x 5	1	062670-512	
3	Screw 437 - 40 x 7	1	062680-712		15	Oil Jumping Plate (L)	1	148251-001	
4	Wick	1	118768-001		16	Screw 357 - 40 x 5	1	062670-512	
5	Felt	2	147691-000		19	Vinyl Tube	1	146644-000	
6	Wick	2	142674-000		20	Tube Holder	1	148315-001	
7	Cap	2	140774-000		21	Screw 437 - 40 x 7	1	062680-712	
8	Wick	1	148248-000		22	Oil Guide	1	154288-001	
9	Wick	1	108809-001		23	Screw 437 - 40 x 7	2	062680-712	
10	Wick	1	148249-000						

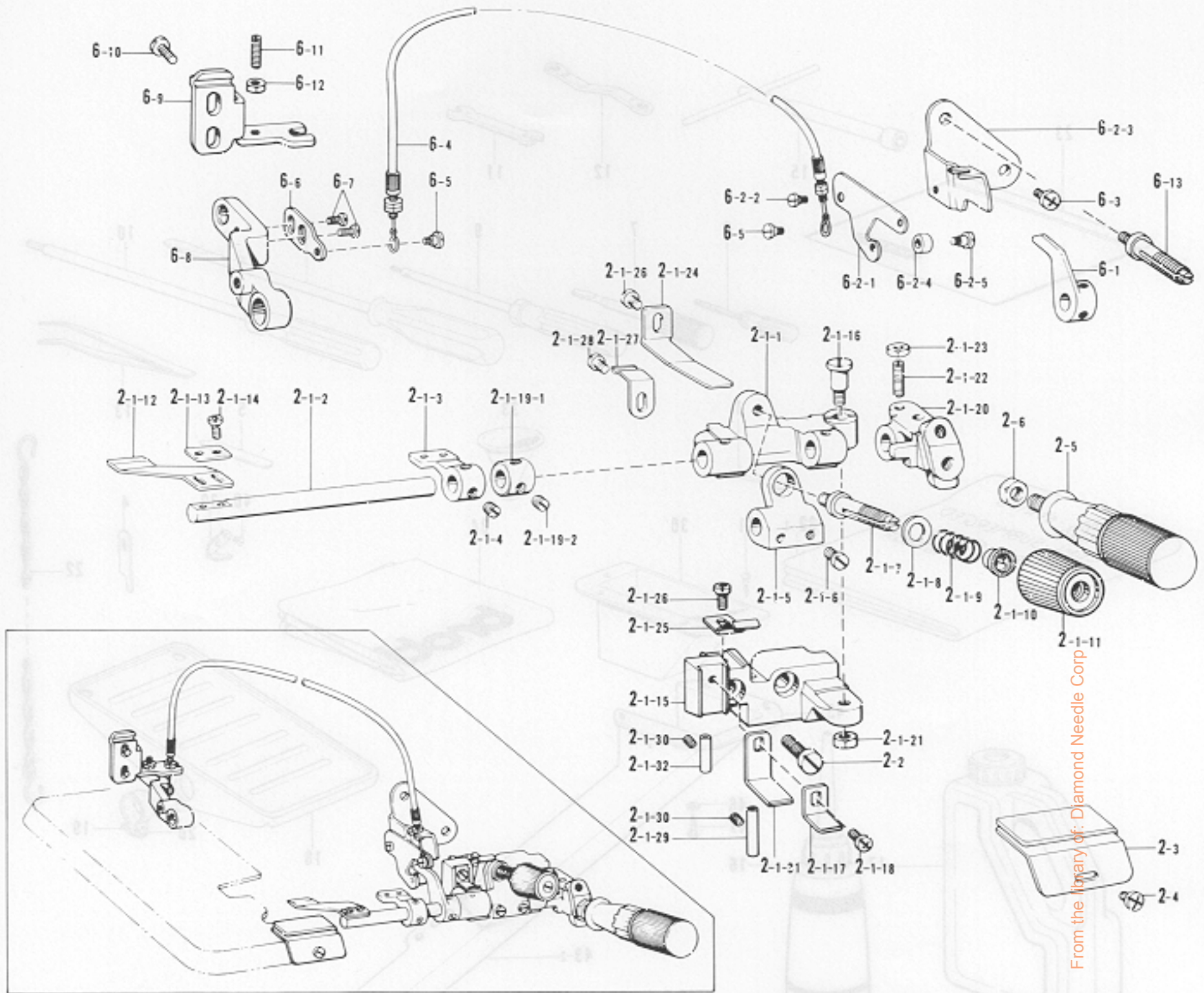
K. Thread tension / Faderspannung
Tension du fil / Tension del hilo



From the library of: Diamond Needle Corp

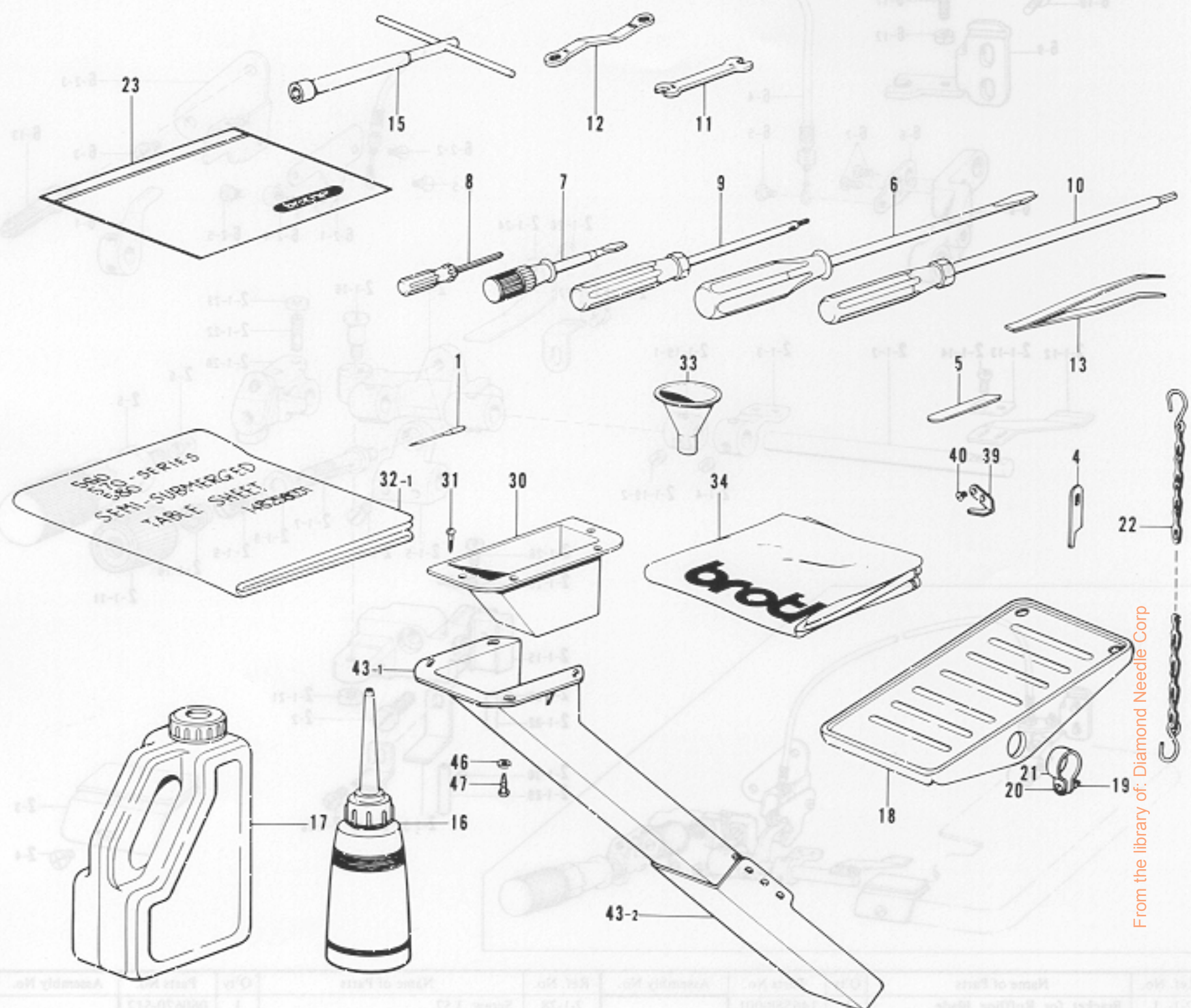
Ref. No.	Name of Parts	Q'ty	Parts No.	Assembly No.	Ref. No.	Name of Parts	Q'ty	Parts No.	Assembly No.
1	Main Thread Guide	1	148253-001		13	Needle Thread Guide Plate	3	110813-001	
2	Screw 437 - 40 x 14	1	062681-412		15	Needle Thread Guide	1	146793-001	
3	Thread Guide Supporter	1	146649-001		16	Screw 357 - 40 x 8	1	062670-812	
4	Looper Thread Tension Control Stud		110820-101		21	Needle Thread Take-up	1	144108-001	
5	Felt	4	110832-001		22	Screw 318 - 40 x 4	1	062660-412	
6	Tension Disc	8	145446-001		23	Washer	1	105248-003	
7	Presser for Tension Disc	4	144103-002		24	Screw 357 - 40 x 5	1	062670-512	
8-1	Spring	2	144104-001		25	Thread Guide Holder	1	148254-001	
8-2	Spring	2	148851-001		26	Under Looper Thread Guide	1	146926-002	
9	Spring	2	144110-001		27	Screw 357 - 40 x 6	1	062670-612	
10	Tension Spring Washer	4	144105-000		28	Over Looper Thread Guide	1	146929-001	
11-1-1	Thread Tension Control Nut	1	149566-001	K-11-1 Thread Tension Control Nut Assembly 149568-001	29	Screw 357 - 40 x 6	1	062670-612	
11-1-2	Tension Indicating Plate	1	147049-001		30	Over Looper Thread Take-up (R)	1	146652-001	
11-2-1	Thread Tension Control Nut	1	149566-001	K-11-2 Thread Tension Control Nut Assembly 149568-002	31	Under Looper Thread Take-up (R)	1	146653-001	
11-2-2	Tension Indicating Plate	1	147049-002		32	Screw 357 - 40 x 8	1	062670-812	
11-3-1	Thread Tension Control Nut	1	149566-001	K-11-3 Thread Tension Control Nut Assembly 149568-003	33	Looper Thread Take-up (L)	1	146654-001	
11-3-2	Tension Indicating Plate	1	147049-003		34	Screw 357 - 40 x 6	1	062670-612	
11-4-1	Thread Tension Control Nut	1	149566-001	K-11-4 Thread Tension Control Nut Assembly 149568-004	35	Over Looper Thread Guide	1	142669-002	
11-4-2	Tension Indicating Plate	1	147049-004		36	Screw 2.38	1	100105-005	
					61	Needle Thread Take-up Supporter	1	147344-001	
					62	Needle Thread Guard	1	112360-001	
					63	Stud Screw 3.18	1	112301-001	
					64	Needle Thread Guard Spring	1	112299-001	

L. Ruffler Attachment / Kräuselvorrichtung
 Accessoire pour fronces / Accesorio de fruncido



Ref. No.	Name of Parts	Q'ty	Parts No.	Assembly No.	Ref. No.	Name of Parts	Q'ty	Parts No.	Assembly No.
2-1-1	Bracket for Ruffling Blade	1	146588-001	L-2-1 Ruffling Attachment Assembly 146587-201	2-1-28	Screw 3.57	1	060670-512	L-2-1 Ruffling Attachment Assembly 146587-201
2-1-2	Ruffling Blade Base Shaft	1	145803-001		2-1-29	Thread Guide Pipe	1	146592-001	
2-1-3	Wrapper Base	1	146589-001		2-1-30	Screw 3.57	2	013679-412	
2-1-4	Screw 6.35	2	101706-001		2-1-31	Ruffling Blade Guide (D)	1	154795-001	
2-1-5	Spring Base	1	146590-001		2-1-32	Thread Guide Pipe	1	S01614-001	
2-1-6	Screw 5.95	2	105163-001		2-2	Screw 6.35 x 18	2	S01304-001	
2-1-7	Looper Thread Tension Control Stud	1	110820-101		2-3	Ruffler Guide	1	144793-000	
2-1-8	Washer 6.35	1	025770-232		2-4	Screw 357 - 40 x 6	1	060670-616	
2-1-9	Spring	1	144788-001		2-5	Handle	1	145809-001	
2-1-10	Tension Spring Washer	1	144105-000		2-6	Nut 6.35	1	150556-002	
2-1-11	Tension Nut	1	149566-001		6-1	Ruffling Plate Lifter	1	148387-001	
2-1-12	Ruffling Blade	1	144783-001		6-2-1	Ruffling Plate Lifter Lever	1	148388-001	
2-1-13	Washer	1	144784-001		6-2-2	Screw	1	141514-001	
2-1-14	Screw 318 - 40 x 7	2	062660-712		6-2-3	Presser Foot Lifter Lever Support	1	148389-001	
2-1-15	Ruffler Base	1			6-2-4	Roller	1	148390-001	
2-1-16	Stud Screw 5.95	1	147933-001		6-2-5	Stud Screw 3.18	1	112301-001	
2-1-17	Ruffling Blade Guide	1	145807-001		6-3	Screw 437 - 40 x 8	1	062680-812	
2-1-18	Screw 437 - 40 x 8	1	062680-812		6-4	Flexible Wire Assembly	1	149253-001	
2-1-19-1	Collar	1		6-5	Screw	2	141514-001		
2-1-19-2	Screw 6.35	2	101706-001	6-6	Wire Plate	1	149255-001		
2-1-20	Handle Fixing Plate	1	145810-001	6-7	Screw 357 - 40 x 6	2	062670-612		
2-1-21	Nut 5.95	1	150553-002	6-8	Presser Foot Lifter Lever	1	149256-001		
2-1-22	Screw 4.37	1	110230-001	6-9	Lever Adjusting Plate	1	151614-001		
2-1-23	Nut 4.37	1	105234-003	6-10	Screw 595 - 28 x 10	2	062761-012		
2-1-24	Spring Plate	1	145811-001	6-11	Screw 4.76	1	153483-001		
2-1-25	Spring Plate	1	145808-001	6-12	Nut 4.76	1	110161-006		
2-1-26	Screw 437 - 40 x 6	2	062680-612	6-13	Looper Thread Tension Control Stud	2	159574-001		
2-1-27	Spring	1	144764-001						

Z. Accessories (I) / Zubehör (I) / Accessoires (I) / Accesorios (I)



Ref. No.	Name of Parts	Q'ty	Parts No.	Assembly No.	Ref. No.	Name of Parts	Q'ty	Parts No.	Assembly No.
1	Needle	8			20	Screw 4 x 14	2	001401-406	
4	Upper Knife	1	148198-001		21	Pedal Stopper	2	116016-001	
5	Lower Knife	1	112436-001		22	Chain Assembly	1	142262-001	
6	Screw Driver 5.5 x 190	1	101572-101		23	Vinyl Bag	1	122991-001	
7	Screw Driver 3.4 x 70	1	118837-001		30	Duster Drop	1	148430-101	
8	Screw Driver 1.6	1	144124-001		31	Screw 3.1 x 13	4	031311-302	
9	Driver Wrench 2	1	146700-001		32-1	Table Sheet	1	148258-001	
10	Screw Driver 3	1	149173-001		33	Funnel	1	140759-000	
11	Spanner 6 x 7	1	107779-001		34	Head Cover	1	144225-002	
12	Wrench 8 x 9	1	105343-001		39	Trimming Knife	1	148259-001	
13	Tweezers	1	117466-000		40	Screw 3.18	2	141542-001	
15	Wrench	1	140342-001		43-1	Duster Shoot (L)	1	148431-101	Z-43 Duster Shoot Assembly 183161-101
16	Oiler	1	114483-002		43-2	Duster Shoot (S)	1	148432-001	
17	Oil Tank	1	154702-002		46	Washer 4.37	4	025680-232	
18	Treadle Pedal	1	147893-002		47	Screw 4.5 x 16	4	031451-603	
19	Nut 4	2	021400-106						

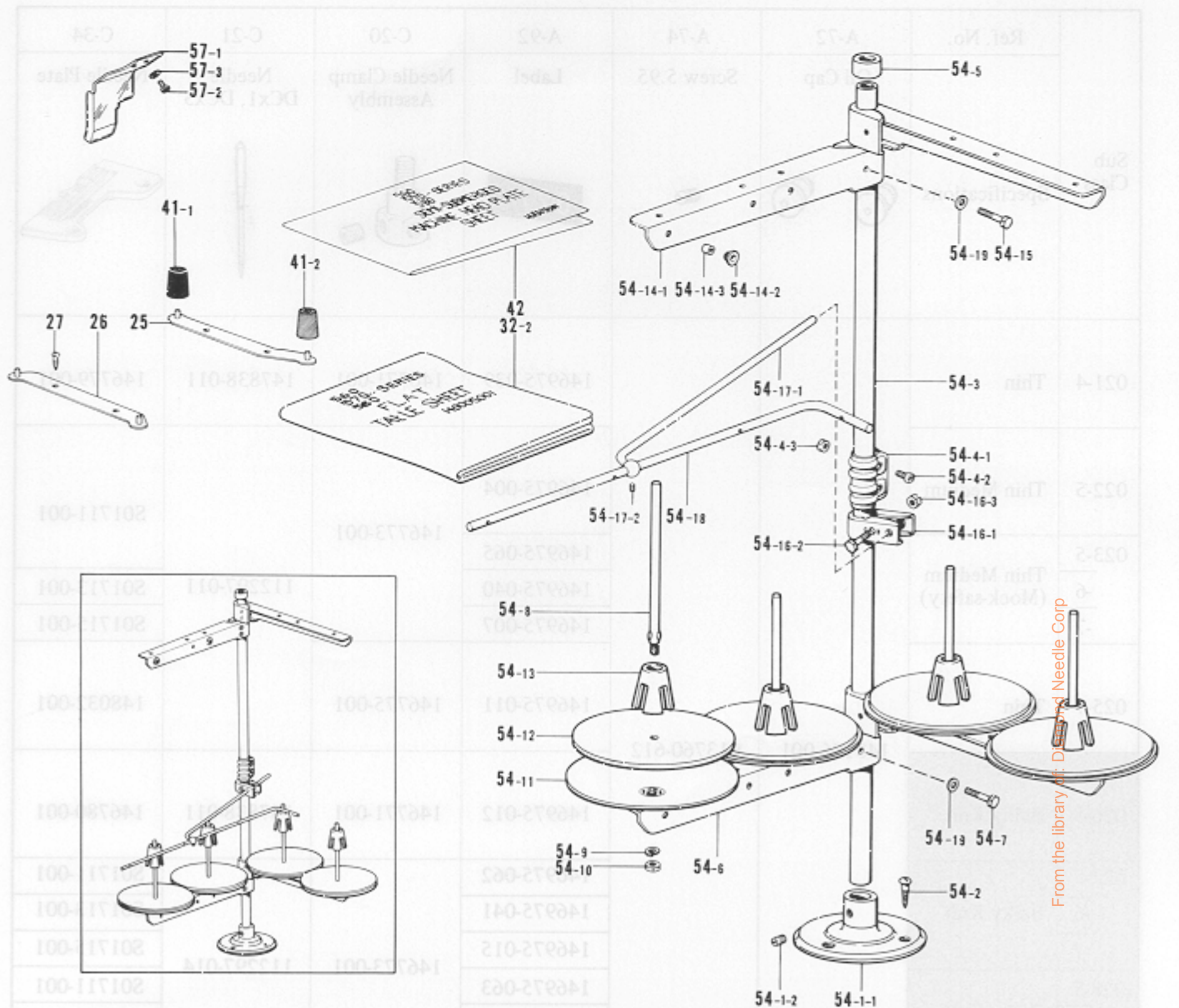
* The details of included accessories are subject to change.

* Änderungen in der Aufstellung der mitgelieferten Zubehöre sind vorbehalten.

* Les détails des accessoires inclus sont sujets à des changements.

* Los detalles de los accesorios incluidos pueden variar.

Z. Accessories (2) / Zubehör (2) / Accessoires (2) / Accesorios (2)





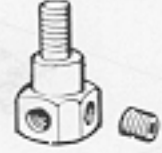

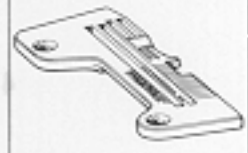
From the library of: Dismantling Needle Corp








Ref. No.	Name of Parts	Q'ty	Parts No.	Assembly No.	Ref. No.	Name of Parts	Q'ty	Parts No.	Assembly No.
25	Cushion Base (Right)	1	148290-001		54-10	Nut 5	4	021500-103	Z-54
26	Cushion Base (Left)	1	148292-001		54-11	Spool Stand Base	4	150180-000	Cotton Stand
27	Screw 4.5 x 16	4	031451-603		54-12	Spool Mat	4	150182-000	Assembly
32-2	Table Sheet	1	149005-001		54-13	Spool Cushion	4	126863-000	150161-003
41-1	Cushion	1	147919-001		54-14-1	Spool Holder 2	2	150178-001	Z-54-14
41-2	Cushion	3	147919-002		54-14-2	Thread Hanger	4		Thread Hanger
42	Head Sheet	1	148303-001		54-14-3	Thread Bushing	4	142990-001	Assembly
54- 1-1	Cotton Stand Base	1	150189-001	Z-54-1	54-15	Bolt 5 x 28	2	017502-803	147055-003
54- 1-2	Screw 6 x 7	2	150181-101	Z-54-1 Cotton Stand Base Assembly 150139-001	54-16-1	Thread Guide Holder	1	150185-001	Z-54-16
54- 2	Screw 4.5 x 22	3	031452-203		54-16-2	Bolt 5 x 28	1	017502-803	Thread Guide
54- 3	Pipe	2	150172-001		54-16-3	Nut 5	1	021500-103	Holder Assembly
54- 4-1	Joint	1	150173-001	Z-54-4	54-17-1	Thread Guide Stopper Bar	1	142996-001	150145-001
54- 4-2	Screw 5 x 14	2	150202-001	Z-54-4 Joint for Cotton Stand 150106-001	54-17-2	Screw 4.76	1	013719-412	Z-54-17
54- 4-3	Nut 5	2	021500-103		54-18	Thread Guide 4	1	142998-001	Thread Guide
54- 5	Cap	1			54-19	Washer 5	4	025050-233	Stopper Bar Assembly 142971-001
54- 6	Spool Holder 2	2	150178-001	Z-54	57-1	Eye Guard	1	150550-000	Z-57
54- 7	Bolt 5 x 28	2	017502-803	Z-54 Cotton Stand Assembly 150161-003	57-2	Screw 318 - 40 x 5	2	062660-512	Eye Guard
54- 8	Spool Shaft (B)	4	150179-001		57-3	Washer 3	2	025030-232	Assembly 151017-001
54- 9	Spring Washer 2-5	4	028050-243						

※ The details of included accessories are subject to change.
 ※ Änderungen in der Aufstellung der mitgelieferten Zubehöre sind vorbehalten.






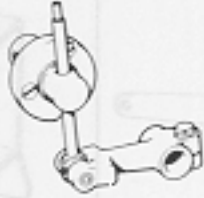

※ Les détails des accessoires inclus sont sujets à des changements.
 ※ Los detalles de los accesorios incluidos pueden variar.

DIFFERENT PARTS LIST / ZUBEHÖRLISTE
 LISTE DES PIÈCES ACCESSOIRES / LISTA DE PIEZAS ACCESORIAS








	Ref. No.	A-72	A-74	A-92	C-20	C-21	C-34	
Sub Class	Specifications	Oil Cap 	Screw 5.95 	Label 021-	Needle Clamp Assembly 	Needle DCx1, DCx3 	Needle Plate 	
021-4	Thin			146975-039	146771-001	147838-011	146779-001	
022-5	Thin Medium			146975-004	146773-001		S01711-001	
023-5 -6 -7	Thin Medium (Mock-safety)			146975-065			112297-011	S01713-001
				146975-040				S01715-001
				146975-007				
025-7	Thin			146975-011	146775-001		148032-001	
		143196-001	013760-612					
026-5	Bulky Knit			146975-012	146771-001	147838-011	146780-001	
027-5 -6 -7	Bulky Knit			146975-062			S01711-001	
				146975-041			S01713-001	
				146975-015	146773-001	112297-014	S01715-001	
028-5 -6 -7	Bulky Knit (Mock-safety)			146975-063			S01711-001	
				146975-069			S01713-001	
				146975-016			S01715-001	
031-7	Heavy			146975-017	146775-001	112297-018	146785-001	
033-5	Ruffling			146975-019		112297-011	S01717-001	
041-5	Taping			146975-023	146773-001		S01711-001	
		143196-001	013760-612					
045-5 -6	Bulky Knit Taping			146975-031		112297-014		
				146975-032			S01713-001	

Ref. No.	D-19	D-34/D-35	D-36	E-38	E-39	E-40	F-8
Sub Class	Presser Foot Lifter Lever 	Tape Guide Screw 318-40x4 	Presser Foot Assembly 	Main Feed Dog 	Differential Feed Dog 	Chain Feed Dog 	Upper Knife 
021-4			154986-001		146748-001		
022-5							
023-5			146902-101	146744-001	156036-001	146577-001	148198-001
-6							
-7							
025-7			154987-001		146749-001		
148143-001							
026-5			154986-001	150834-001	148402-001		
027-5			154989-001				
-6						148189-001	148342-001
-7			154985-001	148187-001	156131-001		
028-5							
-6			154989-001				
-7							
031-7			154987-001	146790-001	146791-001	146577-001	
033-5	L-6-8 149256-001		154983-001	156333-001	146751-001	148189-001	148198-001
041-5			149529-101	146744-001	156036-001	146577-001	
148143-001		146883-001 062660-412					
045-5			146906-101	148187-001	156131-001	148189-001	148342-001
-6							










From the library of: Diamond Needle Corp

Ref. No.	F-9	F-26	F-27	F-28	F-29	G-12	G-14
Sub Class	Bolt 3.57 Screw 3.57 	Upper Knife Holder 	Screw 437-40x8 Screw 437-40x16 	Upper Knife Presser 	Presser Plate 	Over Looper Assembly 	Over Looper 
021-4							
022-5						148209-001	147934-001
023-5	144075-001	144073-001	060680-812				
-6							
-7							
025-7							147936-001
026-5							
027-5							159686-001
-6	113050-001	148341-001	062681-612	148343-001	148344-001	148217-001	
-7							
028-5							
-6							147936-001
-7							
031-7							159686-001
033-5	144075-001	144073-001	060680-812				
						148209-001	147934-001
041-5							
045-5	113050-001	148341-001	062681-612	148343-001	148344-001	148217-001	159686-001
-6							

From the library of: Diamond Needle Corp

Ref. No.	H-15	K-4	K-8	L-2-1/L-2-4	L-2-3/L-2-4	L-2-5/L-2-6	L-6	
Sub Class	Under Looper 	Looper Thread Tension Control Stud 	Spring 	Ruffling Attachment Assembly Screw 6.35x18 	Ruffler Guide Screw 357-40x6 	Handle Nut 6.35 	Ruffler Interlocking Parts Assembly 	
021-4	S01248-001	110820-101 (Q'ty 4)	144104-001					
022-5								
023-5								
-6 -7								
025-7	159884-001	110820-101 (Q'ty 4)	144104-001					
026-5								
027-5								
-6 -7								
028-5	S01248-001	110820-101 (Q'ty 2) L-6-13 149574-001 (Q'ty 2)	148851-001					
-6 -7								
031-7								
033-5						146587-201 S01304-001	144793-000 060670-616	145809-001 150556-002
041-5	159884-001	110820-101 (Q'ty 4)	144104-001					
045-5								
-6								

From the library of: Diamond Needle Corp

Ref. No.	Z-1	L-2-2	L-2-4	L-2-3	L-2-4	L-2-1	K-8	K-4	H-2	Ref. No.
Sub Class	Needle DCx1, DCx3 									Sub Class
021-4	147838-011									021-4
022-5										022-5
023-5										023-5
-6	112297-011									023-5
-7										023-5
025-7										025-7
026-5	147838-011									026-5
027-5										027-5
-6										027-5
-7	112297-014									027-5
028-5										028-5
-6										028-5
-7										028-5
031-7	112297-018									031-7
033-5										033-5
	112297-011									033-5
041-5										041-5
045-5	112297-014									045-5
-6										045-5

From the library of: Diamond Needle Corp